


100GHz 4-Channel Dense Wavelength Division Multiplexer



ACP's Dense Wavelength Division Multiplexer (DWDM) utilizes thin film coating technology and proprietary design of non-flux metal bonding micro optics packaging to achieve optical add and drop at the ITU wavelength. It provides ITU channel center wavelength, low insertion loss, high channel isolation, wide pass band, low temperature sensitivity and epoxy free optical path . It can be used for wavelength add/drop in telecommunication network system. All AC Photonics' products are Telcordia qualification tested.

Key Features

- 100GHz ITU Channel Spacing
- Low Insertion Loss
- Wide Pass Band
- High Channel Isolation
- High Stability and Reliability
- Epoxy Free Optical Path

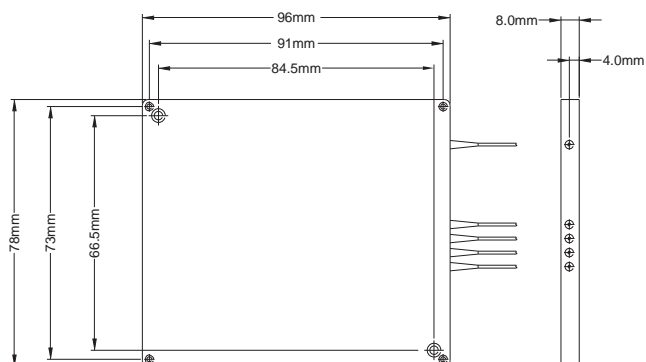
Applications

- Channel Add / Drop
- DWDM Network
- Wavelength Routing
- Fiber Optical Amplifier
- CATV Fiberoptic System

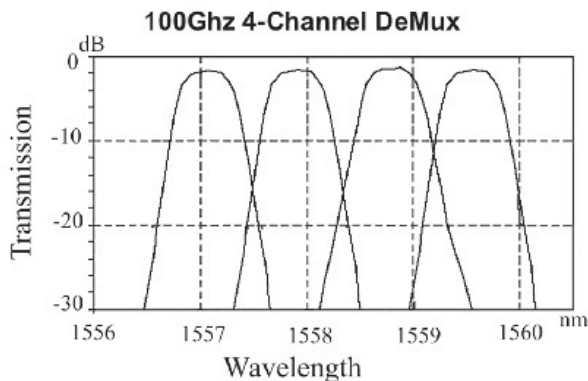
Performance Specifications

Parameter		Specifications	
		Mux	Demux
Channel Wavelength		ITU 100 GHz Grid	
Center Wavelength Accuracy		± 0.05nm	
Minimum Channel Spacing		100GHz (0.8mm)	
Channel Passband (@-0.5dB bandwidth)		≥ 0.22nm	
Insertion Loss		≤ 1.8dB	≤ 1.8dB
Channel Uniformity		≤ 0.6dB	≤ 0.6dB
Channel Ripple		≤ 0.3dB	≤ 0.3dB
Channel Isolation	Adjacent	N/A	≥ 25dB
	Non-adjacent	N/A	≥ 35dB
Insertion Loss Temperature Sensitivity		≤ 0.004dB/°C	
Wavelength Temperature Shifting		≤ 0.002nm/°C	
Polarization Dependent Loss		≤ 0.10dB	
Polarization Mode Dispersion		≤ 0.10ps	
Directivity		≥ 50dB	
Return Loss		≥ 45dB	
Optical Power		≤ 300mW	
Operating Temperature		0 to +70°C	
Storage Temperature		-40 to +85°C	
Package Dimensions		L96mm x W78mm x H8.0mm	

Mechanical Dimensions



Spectral Chart



Ordering Information

DWDM	□	□ □	□	□ □ □	□	□	□ □
	Channel Spacing	Number of Channel	Configuration	1 st ITU Channel	Pigtail Style	Fiber Length	In/Out Connector
	1 = 100GHz	04 = 4 Channel	M = Mux D = Demux	C21 = 1560.61nm C22 = 1559.79nm C23 = 1558.98nm . .	1 = Bare Fiber 2 = 900um Jacket 3 = 3mm Cable 4 = 2mm Cable	1 = 1.0m 2 = 2.0m	0 = None 1 = FC/APC 2 = FC/PC 3 = SC/APC 4 = SC/PC 5 = ST 6 = LC/UPC 7 = LC/APC